

On Wednesday Ukrainian stock market was showing a dramatic fall as quotations in all the market sectors were falling rapidly at widening spreads and very passive trade. The most notable quotation decline was recorded in metallurgy (-8.89% in average), banking (-5.96%) and energy (-5.49%). Index stocks were less touched by overall fall, which resulted in PFTS index losing 2.06% and stopping at 254.94 points by the session end at a very low volume of trade.

Ukraine shortens output of metallurgical commodities

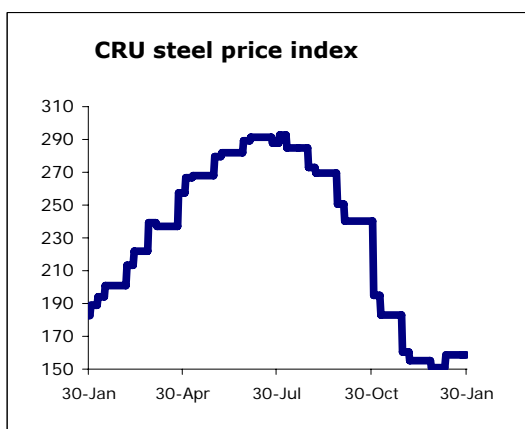
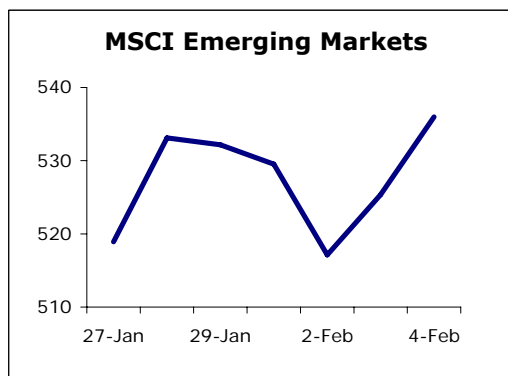
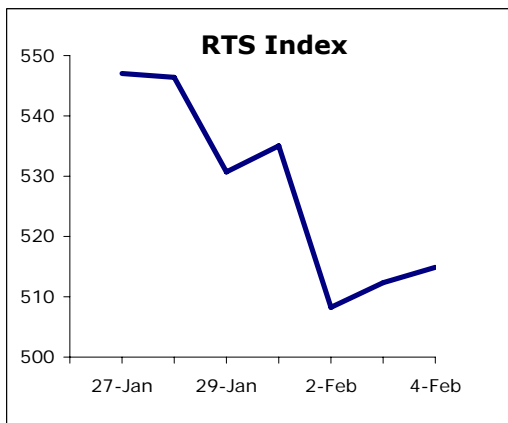
During January 2009 Ukrainian metallurgical enterprises had decreased output of iron, steel and rolled metal by 35-42% yoy, iron ore containing materials — by 29-37%. According to the Ministry of Industrial Policy of Ukraine, production of rolled metal in January fell by 35% to 2mln mt, steel — by 42% to 2.123mln mt, cast iron — by 38% to 1.867mln mt. Production of steel pipes fell by 48% to 84ths mt, wiring products — by 52% to 15ths mt, coke — by 30% to 1.275mln mt. Scrap metal supply to metallurgical plants fell by 60% yoy to 163ths mt. According to a representative of the Ministry of Industrial Policy of Ukraine, ore mining enterprises of the country had decreased output of iron ore by 37% to 4.217mln mt, iron ore concentrate — by 37% to 3.371mln mt, prepared iron ore containing materials — by 33% to 3.966mln mt: agglomerate — by 35% to 2.676mln mt, pellets — by 29% to 1.291mln mt.

Dniprospectral net loss reaches UAH 203.6mln

In 2008 Dniprospectral Electrometallurgical Plant (DNSS) had received a net loss of UAH 203.63mln after a net profit of UAH 169.949mln in January-September 2008, and UAH 344.683mln in 2007, says official message by the company attached to agenda of a shareholders' meeting which is to take place on the 24th of March, main aim of which is to overlook last year results and discuss loss coverage order. Non-compensated loss of the company accounted UAH 323.733mln, total of debts receivable – increased by 56.1% yoy to UAH 424.364mln, long-term financial investments fell by 14.5% to UAH 29.088mln, current liabilities grew 56.2% up to UAH 1.567bln. Overall value of company assets remained unchanged at UAH 1.879bln.

Ukrtelecom issues "H" - "I" series discount bonds

Ukrtelecom (UTEL) will issue "H" – "I" series bonds with overall cost of \$250mln. The decision was taken by the company management on the 15th of December 2008. The bonds are to be distributed by "Perspective" Stock Exchange starting the 16th of February 2009 till 16th of February 2010. 100,000 of "H" series and 150,000 of "I" series bonds will be issued non-documentary and sold starting from UAH 700 per bond while and will be retired at UAH 1000 per bond from 17th to 22nd of April 2010 for "H" series and 17th-22nd of May 2010 – for "I" series. Attracted funds are to be invested into increasing reliability of existing network, building and modernization of network infrastructure and optic fiber lines construction.



	2005	2006	2007	2008
GDP growth	2.6%	7%	7,3%	2,10%
Industrial output growth	3.1%	6.2%	10,20%	-3,10%
CPI	10.3%	11.6%	16,60%	22,30%
NBU Reserves, \$ bln	19.395	22.362	31,71	30,4
Current Account Balance, \$ bln	2,513	-1,00	-8,2	11,9
Debt/ GDP	18.36	16.44	13.67	6,7

Dniproenergo suffers losses

Net loss of Dniproenergo (DNEN) energy generating company for 2008 accounted UAH 16.231mln, after a net profit of UAH 121.938mln in 2007, says official message by the company attached to agenda of a shareholders' meeting which is to take place on the 24th of March, main aim of which is to overlook last year results, distribute profit for 2007-2008, replace members of supervisory board, audit commission, company controlling body making changes to the company charter. Overall value of assets of Dniproenergo have risen by 37.6% (by UAH 930.028mln) to UAH 3.406mln, main funds - by 19.3% (by UAH 310.535mln) to 1.923bln. Total of debts receivable of the enterprise has doubled (grew by UAH 224.802mln) to 434.404mln, current liabilities have risen 1.7 times (by 547.008mln) to 1.307bln. By the last year end Dniproenergo didn't have long-term liabilities.

100USD/UAH	770,0000
100EUR/UAH	986,9860
10RUB/UAH	2,1381

NBU imposes 2% compulsory reserving for foreign credits

The National Bank of Ukraine has imposed a compulsory 2% reserving for acquiring credits from non-resident banks. Appropriate act has come into power since the 1st of February. The NBU has also maintained obligatory reserves for deposits: deposits for individuals and legal entities in UAH - 0%, deposits in foreign currencies - 4%, deposits acquirable upon request in UAH - 0%, foreign currency deposits acquirable upon request - 7%. Access to Overnight credits has also been restricted: banks can take overnight credits up to 10 times a month at a volume which does not exceed 60% the bank obligatory reserves. Blank overnight credits will be available only once a week at maximum of 20% of the bank's obligatory reserves.

Short market information

Most traded	Ticker	Volume, mln UAH
1	ZAEN	0,646
2	AZST	0,308
3	DNSS	0,218

Growth leaders	Ticker	change,%
1	LUAZ	3,85
2	SVGZ	1,04
3	SMASH	0,65

Retreat leaders	Ticker	change,%
1	DTRZ	-26,32
2	ZACO	-25,00
3	USCB	-15,83

DAILY

February 5, 2009

ticker	name	bid	change, %	ask	change, %	spread, %	last deal	last deal date	vol, 04.02.09	deals, 04.02.09		
Power engineering												
DNEN	Dniproenergo	421,00	-4,32	480,00	-1,03	14,0	470,00	03.02.2009	0,0	0		
DNON	Dniproblenergo	95,00	-5,00	130,00	-31,58	36,8	100,00	04.02.2009	20,0	1		
CEEN	Centrenergo	4,30	-4,44	4,90	4,26	14,0	4,46	03.02.2009	0,0	0		
ZAEN	Zakhidenergo	310,00	-6,63	320,00	-7,18	3,2	311,00	04.02.2009	646,1	12		
DOEN	Donbasenergo	23,00	0,00	26,00	-1,89	13,0	24,60	30.01.2009	0,0	0		
KIEN	Kyivenergo	5,75	0,00	11,00	0,00	91,3	4,50	15.01.2009	0,0	0		
Pipe rolling												
NITR	Nizhnodniprovsky Pipe Rolling Works	6,71	0,00	7,50	0,00	11,8	6,70	03.02.2009	0,0	0		
DTRZ	Dnipropetrovsk Tube Works	28,00	-26,32	75,00	0,00	167,9	60,00	19.01.2009	0,0	0		
Metallurgy												
KSTL	Arcelor Mittal Kryvy Rig	7,01	0,00	10,00	-64,29	42,7	7,50	23.01.2009	0,0	0		
MMKI	Mariupol Metallurgical Plant	0,50	-3,85	0,75	15,38	50,0	0,66	03.02.2009	0,0	0		
AZST	Azovstal	0,710	-4,44	0,725	-5,84	2,1	0,71	04.02.2009	307,9	9		
ALMK	Alchevsk Metallurgical Plant	0,058	-3,33	0,061	-3,17	5,2	0,06	04.02.2009	18,0	1		
DNSS	Dniprospsststal	1900,00	-9,52	2050,00	-16,33	7,9	1950,00	04.02.2009	217,6	3		
ZFER	Zaporizhia Ferroalloy Plant	0,25	0,00	1,40	0,00	460,0	2,10	17.11.2008	0,0	0		
ENMZ	Enakiyevo Metallurgical Plant	42,50	-2,30	43,50	-7,45	2,4	44,75	03.02.2009	0,0	0		
ZALK	Zaporizhia Aluminium	0,11	0,00	0,50	0,00	354,5	0,25	06.11.2008	0,0	0		
Mechanical engineering												
SMASH	Sumy NVO im. Frunze	15,50	0,65	16,00	0,31	3,2	15,85	04.02.2009	23,8	1		
LUAZ	LuAZ	0,14	3,85	0,19	0,00	40,7	0,17	03.02.2009	0,0	0		
MSICH	Motor Sich	361,50	-2,82	369,00	-1,86	2,1	365,00	04.02.2009	183,3	3		
MZVM	Mariupol Heavy Machine Building Plant	11,70	-6,40	12,70	-11,13	8,5	13,30	03.02.2009	0,0	0		
AZGM	Azovzagalmash	3,70	0,00	6,90	0,00	86,5	5,00	23.01.2009	0,0	0		
LTPL	Luganskteplovoz	0,75	-6,25	1,20	-13,04	60,0	0,90	03.02.2009	0,0	0		
SVGZ	Stakhaniv Wagon Works	0,97	1,04	1,03	-5,50	6,2	1,00	04.02.2009	34,2	3		
DRMZ	Druzhkivka Machine Building	0,80	0,00	1,30	0,00	62,5	2,64	30.12.2008	0,0	0		
DGRM	Donetskirmash	0,10	0,00	0,40	0,00	300,0	0,89	30.12.2008	0,0	0		
By-product-coking industry												
AVDK	Avdiivka Chemical-Recovery Plant	4,01	0,00	4,18	0,00	4,2	4,10	04.02.2009	20,7	2		
ZACO	Zaporizhkoks	0,15	-25,00	0,60	0,00	300,0	0,36	26.01.2009	0,0	0		
YASK	Yasynivsky By-product Coke Plant	0,48	-4,00	0,56	-5,08	16,7	0,56	02.02.2009	0,0	0		
Ore mining and processing enterprises												
PGOK	Poltava Ore Mining and Processing Enterprise	10,00	0,00	11,25	0,00	12,5	11,00	03.02.2009	0,0	0		
PGZK	South Ore Mining and Processing Enterprise	7,50	0,00	8,80	4,76	17,3	7,80	02.02.2009	0,0	0		
Banking												
BAVL	Raiffeisen Bank Aval	0,110	0,00	0,129	-7,86	17,3	0,14	30.01.2009	0,0	0		
USCB	Ukrsocbank	0,101	-15,83	0,130	-11,56	28,7	0,14	02.02.2009	0,0	0		
FORM	Forum Bank	3,00	0,00	4,00	0,00	33,3	3,50	04.02.2009	15,8	1		
Other												
UTEL	Ukrtelekom	0,256	0,39	0,265	0,00	3,5	0,26	03.02.2009	0,0	0		
UNAF	Ukrnafta	96,00	-2,04	99,50	-1,97	3,6	100,00	03.02.2009	0,0	0		
SUNI	Sun Interbrew Ukraine	0,100	0,00	0,150	0,00	50,0	0,12	04.02.2009	6,0	1		
SHCHZ	Coal mine Chervonoarmiyska Zahidna #1	0,90	-10,00	1,15	0,00	27,8	0,95	04.02.2009	10,5	1		
STIR	Concern Stinol	18,00	-10,00	23,99	0,00	33,3	24,50	30.01.2009	0,0	0		
DNHS	Dniproshyna Tyre Factory	5,00	0,00	38,00	0,00	660,0	15,00	29.01.2009	0,0	0		
PFTS Index												
									254,94	-2,06%	1 503,7	-23,24%

DAILY

February 5, 2009

ticker	name	MCap, UAH mln	P/S	P/E	P/BV	EV/EBITDA	Stock price change, y.o.y., %	change to PFTS index change, y.o.y., %
Electricity								
DNEN	Dniproenergo	1 767,76	0,46	14,50	1,04	4,25	-80,95	-4,19
DNON	Dniproblenergo	674,06	0,10	23,78	-2,64	5,91	-86,49	-9,72
CEEN	Centrenergo	1 699,27	0,50	26,80	0,76	6,84	-81,95	-5,19
ZAEN	Zakhidenergo	4 029,02	1,11	80,66	2,81	18,21	-42,91	33,86
DOEN	Donbasenergo	579,29	0,39	21,83	0,61	7,18	-85,59	-8,83
KIEN	Kyivenergo	907,55	0,20	147,59	0,63	8,32	-80,88	-4,11
Pipe rolling								
NITR	Nizhniodniprovsky Pipe Rolling Works	2 841,15	0,61	6,56	1,56	4,81	-96,31	-19,55
DTRZ	Dnipropetrovsk Pipe Works	54,37	0,07	-5,82	0,37	3,61	-92,38	-15,62
Metallurgy								
KSTL	Mittal Steel Kryvy Rig	32 825,33	1,75	8,64	2,61	6,04	-46,59	30,18
MMKI	Mariupol Metallurgical Plant	2 094,82	0,12	1,48	0,21	0,67	-90,97	-14,20
AZST	Azovstal	3 009,41	0,18	1,42	0,32	1,16	-87,49	-10,72
ALMK	Alchevsk Metallurgical Plant	1 533,63	0,17	4,72	0,43	4,07	-89,82	-13,06
DNSS	Dniprospsststal	2 123,18	0,57	6,16	2,65	3,33	-57,09	19,67
ZFER	Zaporizhia Ferroalloy Plant	1 880,63	0,84	48,27	4,03	14,21	-63,82	12,95
ENMZ	Enakiyevo Metallurgical Plant	445,94	0,09	2,96	0,51	1,60	-90,79	-14,03
ZALK	Zaporizhia Aluminium	189,93	0,12	2,51	0,33	0,92	-87,02	-10,26
Mechanical engineering								
SMASH	Sumy NVO im. Frunze	1 119,59	0,82	13,22	1,22	8,25	-69,96	6,81
LUAZ	LuAZ	540,80	0,13	1,45	0,38	1,19	-85,81	-9,04
MSICH	Motor Sich	758,99	0,43	3,66	0,42	1,95	-76,29	0,47
MZVM	Mariupol Heavy Machine Building Plant	187,73	0,07	130,19	0,58	6,79	-91,09	-14,33
AZGM	Azovzagalmash	246,47	0,10	238,60	1,82	2,35	-89,76	-12,99
LTPL	Luganskteplovovoz	213,71	0,40	-14,48	1,52	9,34	-84,02	-7,25
SVGZ	Stakhaniv Wagon Building plant	75,46	0,06	1,52	0,47	0,90	-97,82	-21,06
DRMZ	Druzhkivka Machine Building	217,91	0,29	8,50	1,26	4,63	-81,50	-4,73
DGRM	Donetskfirmash	11,36	0,05	-0,31	-1,37	-5,03	-91,67	-14,90
By-product-coking industry								
AVDK	Avdiivka Chemical-Recovery Plant	792,81	0,16	3,83	0,19	2,70	-80,99	-4,23
ZACO	Zaporizhkoks	44,75	0,02	1,25	0,11	3,24	-95,65	-18,89
YASK	Yasynivsky By-product Coke Plant	142,27	0,08	0,94	0,26	0,56	-91,89	-15,13
Ore mining and processing enterprises								
PGOK	Poltava Ore Mining and Processing Enterprise	1 496,00	0,53	4,31	0,81	3,06	-86,69	-9,93
PGZK	South Ore Mining and Processing Enterprise	17 470,82	6,06	28,93	11,27	17,81	13,91	90,67
Banking								
BAVL	Raiffeisen Bank Aval	2 724,52	n/a	4,64	0,49	n/a	-87,71	-10,94
USCB	Ukrasotsbank	1 178,10	n/a	3,25	0,36	n/a	-91,04	-14,27
FORM	Forum Bank	392,35	n/a	7,46	0,24	n/a	-91,77	-15,00
Other								
UTEL	Ukrtelekom	4 878,19	0,72	18,26	0,56	3,33	-74,92	1,84
UNAF	Ukrnafta	5 300,84	1,08	4,28	0,59	2,46	-71,29	5,47
SUNI	Sun Interbrew Ukraine	1 188,83	0,50	4,05	1,10	1,77	-83,12	-6,35
SHCHZ	Coal mine Chervonoarmiyska Zahidna #1	869,75	0,60	16,25	0,65	3,31	-90,97	-14,21
STIR	Concern Stirol	569,50	0,21	2,58	0,28	1,96	-81,46	-4,70
DNSH	Dniproshyna Tyre Factory	315,56	0,43	29,92	1,15	7,97	-77,26	-0,50

Contact information:

CEO

Hennadii Khelemskyi
info@exim-active.com

Head of analysis and research department

Maxim Zbarazhsky
zbarazhsky@exim-active.com

Analysts

Mykhailo Proskurivskiy
proskurivskiy@exim-active.com

Konstantin Meselevskiy
meselevskiy@exim-active.com

Exim-Capital

**11/b Vorovskogo Street,
Kyiv , Ukraine**

This daily report does not constitute a prospectus and is not intended to provide the sole basis for an evaluation of the securities and other topics discussed herein. Although the information in this report has been obtained from sources which Exim-Capital believes to be reliable, we do not warrant its accuracy, and stress that such information may be incomplete or condensed. All estimates and opinions included in this report constitute our judgment as of the date of the report and may be subject to change without prior notice. Exim-Capital will not be responsible for the consequences of reliance upon any opinion or statement contained herein. This report or any part of it may not be reproduced without the prior written permission of Exim-Capital.
