

On Friday Ukrainian stock market was passive as spreads were narrowing all over the market and most of trade was occupied by bonds. Major part of stock trade took place in energy sector on stocks of Zakhiddergo (ZAEN, +1.68%). Despite 9% average fall of quotations in metallurgy, index stocks received a less notable decline, resulting in PFTS index keeping a side trend with average decline of just 0.02% to 275.05 points by the session end as overall stock trade volume remained very low despite increasing 1.74 times.

**Industrial production shortens by 28.6%**

In November 2008 industrial production in Ukraine has shortened by 28.6% yoy says a report by the State Statistics Committee of Ukraine. Mom decline in November accounted 15.2%. In January-November 2008 industrial production shortened by 0.7% yoy.

**Ukraine cuts energy export 15.4%**

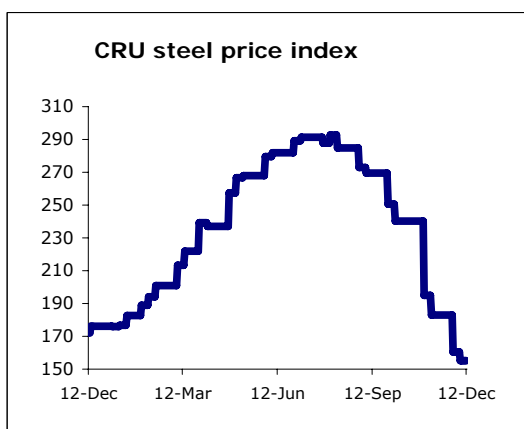
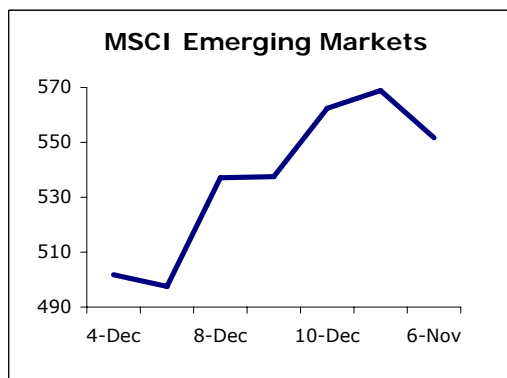
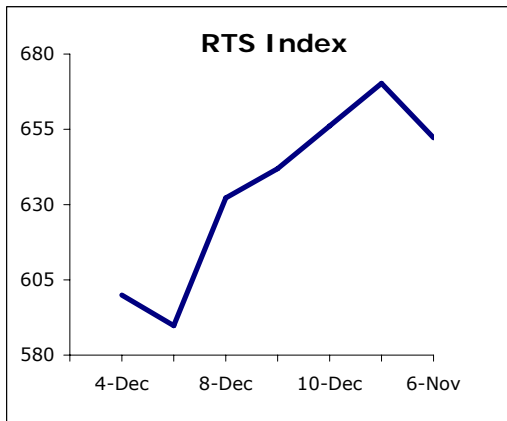
In January-November 2008 Ukraine has shortened export of energy by 15.4% (by 1.318bln kWh) yoy to 7.263bln kWh, said a report by the Ministry of Fuel and Energy of Ukraine. Volume of export of energy produced on energy island of Burshtynska heat power plant, synchronized with European Union common energy system increased by 3.7% (by 132.6mln kWh) yoy to 3.757bln kWh. Export of energy to Moldova increased by 2.4%, Poland – by 21.4%, Slovakia –5.1 times. Export to Hungary shortened by 27.3%, Romania – by 83.5%.

**Nikopil Ferroalloy Plant starts operating**

Nikopil Ferroalloy Plant (NFER) has started production in workshop №9, says a message by the company. In December the plant plans to start 5 furnaces in workshop #9. The workshop specializes on production of electrocast fluxes and ferromanganese. In December the plant plans to produce over 20ths mt of ferroalloys. By current moment furnaces #4, 14 and 16 are already put in operation. In November non of ferroalloy plants and manganese ore mining sites were operating. Nikopil Ferroalloy Plant is the largest Ukrainian ferroalloy producer.

**Poltava Or Mining and Processing Enterprise maintains production despite crisis**

Poltava Ore Mining and Processing Enterprise (PGOK) plans to maintain current production volume despite ongoing world economic recession, declining pellet price. According to Viktor Lotous, the company general director, the plant has declined pellet prices due to low demand, yet actual information on pellets price remains confidential. Pellet output, however decreased by 30% in November to 500-550ths mt a month while part of purchasers insisted existing contracts to be put on hold delaying loading cargo to 1-2Q2009. Ukrainian metallurgical enterprises (15% of company sales) refused purchasing pellets during the last month.



	2005	2006	2007	1H2008
GDP growth	2.6%	7%	7,3%	6,90%
Industrial output growth	3.1%	6.2%	10,20%	5,20%
CPI	10.3%	11.6%	16,60%	26,80%
NBU Reserves, \$ bln	19.395	22.362	31,71	35,5
Current Account Balance, \$ bln	2,513	-1,00	-8,2	-6,8
Debt/ GDP	18.36	16.44	13.67	8,9

### Kherson Shipyard builds third tanker Veka Shipbuilding B.V.

Kherson Shipyard, member of Smart Group, has finished construction of the third chemicals transporting river tanker for Veka Shipbuilding B.V. (Netherlands) and floated it out on Friday, says the company press release. TIOLY type tanker with length of 110 meters and width of 11.45 meters will transport chemicals over European rivers. The first tanker has been transferred in September, second one – November 2008. Kherson Shipyard will build 5 more such tankers for Veka Shipbuilding B.V. in 2009.

### VAT compensation debt to Ukrainian enterprises - \$267.7mln

Debt on VAT compensation by the State Tax Administration of Ukraine in 2008 accounted \$267.7mln, which is a notable yoy decrease. Overall volume of VAT compensation payout this year accounted \$4.15bln which is almost 2 times increase.

100USD/UAH	747,3100
100EUR/UAH	996,9115
10RUB/UAH	2,6874

### Short market information

Most traded	Ticker	Volume, mln UAH
1	ZAEN	1,343
2	AZST	0,462
3	MSICH	0,424

Growth leaders	Ticker	change,%
1	ZALK	36,36
2	SHCHZ	10,99
3	SVGZ	3,85

Retreat leaders	Ticker	change,%
1	ZFER	-77,27
2	DNON	-10,00
3	YASK	-8,45

# DAILY

## December 15, 2008

ticker	name	bid	change, %	ask	change, %	spread, %	last deal	last deal date	vol, 12.12.08	deals, 12.12.08
<b>Power engineering</b>										
DNEN	Dniproenergo	440,50	-2,54	485,00	0,00	10,1	465,00	10.12.2008	0,0	0
DNON	Dniproblenergo	90,00	-10,00	155,00	14,81	72,2	100,00	12.12.2008	166,2	2
CEEN	Centrenergo	4,97	-1,00	5,14	1,38	3,4	5,00	12.12.2008	50,1	2
ZAEN	Zakhidenergo	341,15	1,68	352,00	1,00	3,2	347,00	12.12.2008	1 342,9	8
DOEN	Donbasenergo	23,50	0,00	27,70	0,00	17,9	25,00	02.12.2008	0,0	0
KIEN	Kyivenergo	6,51	0,00	11,00	0,00	68,9	8,30	27.11.2008	0,0	0
<b>Pipe rolling</b>										
NITR	Nizhnodniprovsky Pipe Rolling Works	6,15	-0,81	7,25	-3,33	17,9	6,52	13.11.2008	0,0	0
DTRZ	Dnipropetrovsk Tube Works	60,00	0,00	107,50	0,00	79,2	85,00	28.11.2008	0,0	0
<b>Metallurgy</b>										
KSTL	Arcelor Mittal Kryvy Rig	7,01	0,00	10,00	-65,52	42,7	11,00	12.12.2008	110,0	1
MMKI	Mariupol Metallurgical Plant	0,63	0,81	0,78	-0,13	24,5	0,59	02.12.2008	0,0	0
AZST	Azovstal	0,780	-3,70	0,790	-2,47	1,3	0,78	12.12.2008	462,0	8
ALMK	Alchevsk Metallurgical Plant	0,069	2,99	0,069	1,47	0,0	0,07	12.12.2008	236,5	8
DNSS	Dniprospsststal	2180,00	3,81	2500,00	0,00	14,7	2500,00	12.12.2008	62,5	1
ZFER	Zaporizhia Ferroalloy Plant	0,25	-77,27	1,99	0,00	696,0	2,10	17.11.2008	0,0	0
ENMZ	Enakiyevo Metallurgical Plant	41,20	0,12	42,45	0,00	3,0	41,20	12.12.2008	20,6	1
ZALK	Zaporizhia Aluminium	0,15	36,36	0,45	0,00	200,0	0,25	06.11.2008	0,0	0
<b>Mechanical engineering</b>										
SMASH	Sumy NVO im. Frunze	12,00	0,00	14,00	0,00	16,7	12,55	04.12.2008	0,0	0
LUAZ	LuAZ	0,15	-0,66	0,19	0,00	23,3	0,18	11.12.2008	0,0	0
MSICH	Motor Sich	280,00	1,08	288,00	-0,69	2,9	280,00	12.12.2008	424,4	3
MZVM	Mariupol Heavy Machine Building Plant	10,50	-4,55	14,78	-0,10	40,7	15,00	27.11.2008	0,0	0
AZGM	Azovzagalmash	3,80	2,67	7,00	0,00	84,2	5,00	11.12.2008	0,0	0
LTPL	Luganskteplovoz	1,55	-6,06	2,00	-1,72	29,0	2,04	12.12.2008	10,2	1
SVGZ	Stakhaniv Wagon Works	1,35	3,85	1,59	0,00	17,8	1,45	12.12.2008	29,0	1
DRMZ	Druzhkivka Machine Building	1,20	0,00	1,50	0,00	25,0	2,00	28.11.2008	0,0	0
DGRM	Donetskirmash	0,05	0,00	1,39	0,00	2680,0	1,30	28.11.2008	0,0	0
<b>By-product-coking industry</b>										
AVDK	Avdiivka Chemical-Recovery Plant	4,22	0,00	4,69	0,00	11,1	4,52	05.12.2008	0,0	0
ZACO	Zaporizhkoks	0,40	0,00	5,50	0,00	1275,0	0,40	08.12.2008	0,0	0
YASK	Yasynivsky By-product Coke Plant	0,65	-8,45	0,70	-12,50	7,7	0,75	12.12.2008	59,1	3
<b>Ore mining and processing enterprises</b>										
PGOK	Poltava Ore Mining and Processing Enterprise	10,45	0,00	12,00	9,19	14,8	12,00	25.11.2008	0,0	0
PGZK	South Ore Mining and Processing Enterprise	7,00	0,00	8,50	0,00	21,4	8,00	08.12.2008	0,0	0
<b>Banking</b>										
BAVL	Raiffeisen Bank Aval	0,236	0,00	0,250	-2,72	5,9	0,25	11.12.2008	0,0	0
USCB	Ukrsoobank	0,215	0,00	0,240	0,00	11,6	0,22	11.12.2008	0,0	0
FORM	Forum Bank	4,20	0,00	4,60	0,00	9,5	4,60	11.12.2008	0,0	0
<b>Other</b>										
UTEL	Ukrtelekom	0,240	-1,23	0,255	0,00	6,3	0,25	11.12.2008	0,0	0
UNAF	Ukrnafta	103,20	-2,27	105,00	-1,82	1,7	104,30	12.12.2008	257,4	5
SUNI	Sun Interbrew Ukraine	0,100	0,00	0,175	0,00	75,0	0,18	02.12.2008	0,0	0
SHCHZ	Coal mine Chervonoarmiyska Zahidna #1	1,01	10,99	1,50	-3,85	48,5	1,28	04.12.2008	0,0	0
STIR	Concern Stirol	30,10	0,00	32,75	-0,70	8,8	31,90	11.12.2008	0,0	0
DNSh	Dniproshyna Tyre Factory	12,00	0,00	37,00	0,00	208,3	37,20	02.12.2008	0,0	0
<b>PFTS Index</b>										
		275,05	-0,02%						3 230,8	174,05%

# DAILY

## December 15, 2008

ticker	name	MCap, UAH mln	P/S	P/E	P/BV	EV/EBITDA	Stock price change, y.o.y., %	change to PFTS index change, y.o.y., %
<b>Electricity</b>								
DNEN	Dniproenergo	1 815,83	0,47	14,89	1,07	4,37	-81,90	-5,49
DNON	Dniproblenergo	733,97	0,10	25,89	-2,87	6,57	-86,24	-9,83
CEEN	Centrenergo	1 867,35	0,54	29,45	0,83	7,34	-80,48	-4,07
ZAEN	Zakhidenergo	4 432,88	1,23	88,75	3,09	19,96	-43,71	32,70
DOEN	Donbasenergo	605,29	0,41	22,81	0,64	7,34	-87,00	-10,58
KIEN	Kyivenergo	948,78	0,21	154,30	0,66	8,56	-79,15	-2,74
<b>Pipe rolling</b>								
NITR	Nizhniodniprovsky Pipe Rolling Works	2 679,20	0,57	6,18	1,47	4,60	-96,86	-20,45
DTRZ	Dnipropetrovsk Pipe Works	88,42	0,11	-9,47	0,61	5,21	-89,18	-12,76
<b>Metallurgy</b>								
KSTL	Mittal Steel Kryvy Rig	32 825,33	1,75	8,64	2,61	6,04	-45,31	31,11
MMKI	Mariupol Metallurgical Plant	2 351,23	0,13	1,66	0,23	0,78	-89,83	-13,42
AZST	Azovstal	3 292,52	0,20	1,55	0,35	1,26	-86,52	-10,11
ALMK	Alchevsk Metallurgical Plant	1 778,49	0,20	5,47	0,49	4,30	-84,05	-7,63
DNSS	Dniprospsststal	2 515,57	0,67	7,30	3,13	3,99	-46,54	29,87
ZFER	Zaporizhia Ferroalloy Plant	2 553,10	1,14	65,53	5,47	18,11	-10,40	66,02
ENMZ	Enakiyevo Metallurgical Plant	433,76	0,08	2,88	0,49	1,55	-90,14	-13,72
ZALK	Zaporizhia Aluminium	186,82	0,12	2,47	0,33	0,91	-88,98	-12,57
<b>Mechanical engineering</b>								
SMASH	Sumy NVO im. Frunze	924,11	0,68	10,91	1,01	7,10	-74,36	2,06
LUAZ	LuAZ	557,44	0,13	1,50	0,39	1,23	-84,53	-8,12
MSICH	Motor Sich	590,15	0,34	2,85	0,33	1,53	-80,61	-4,19
MZVM	Mariupol Heavy Machine Building Plant	194,46	0,08	134,85	0,61	6,94	-90,43	-14,01
AZGM	Azovzagalmash	251,12	0,10	243,10	1,86	2,41	-90,60	-14,19
LTPL	Luganskteplovoz	389,05	0,73	-26,37	2,77	16,36	-77,27	-0,86
SVGZ	Stakhaniv Wagon Building plant	110,93	0,09	2,23	0,68	1,35	-98,89	-22,47
DRMZ	Druzhkivka Machine Building	280,17	0,37	10,92	1,62	5,50	-60,64	15,77
DGRM	Donetskirmash	32,73	0,14	-0,90	-3,95	-6,02	-66,12	10,30
<b>By-product-coking industry</b>								
AVDK	Avdiivka Chemical-Recovery Plant	862,51	0,18	4,16	0,21	2,83	-78,64	-2,22
ZACO	Zaporizhkoks	352,01	0,18	9,81	0,85	7,48	-68,95	7,47
YASK	Yasynivsky By-product Coke Plant	184,68	0,10	1,22	0,34	0,72	-87,57	-11,15
<b>Ore mining and processing enterprises</b>								
PGOK	Poltava Ore Mining and Processing Enterprise	1 580,48	0,56	4,56	0,86	3,17	-87,74	-11,32
PGZK	South Ore Mining and Processing Enterprise	16 613,36	5,76	27,51	10,72	16,96	39,39	115,80
<b>Banking</b>								
BAVL	Raiffeisen Bank Aval	5 540,24	n/a	9,43	1,00	n/a	-78,13	-1,72
USCB	Ukrsofsbank	2 320,50	n/a	6,41	0,72	n/a	-83,32	-6,90
FORM	Forum Bank	493,24	n/a	9,38	0,31	n/a	-89,66	-13,24
<b>Other</b>								
UTEL	Ukrtelekom	4 634,75	0,68	17,35	0,53	3,21	-77,85	-1,44
UNAF	Ukrnafta	5 645,19	1,15	4,56	0,63	2,61	-74,67	1,74
SUNI	Sun Interbrew Ukraine	1 307,72	0,55	4,45	1,21	1,94	-82,59	-6,17
SHCHZ	Coal mine Chervonoarmiyska Zahidna #1	1 064,91	0,73	19,90	0,79	4,06	-87,69	-11,27
STIR	Concern Stirol	852,41	0,32	3,86	0,42	3,13	-73,05	3,36
DNSH	Dniproshyna Tyre Factory	315,56	0,43	29,92	1,15	7,97	-73,37	3,05

## **Contact information:**

### **CEO**

Hennadii Khelemskyi  
info@exim-active.com

### **Head of analysis and research department**

Maxim Zbarazhsky  
zbarazhsky@exim-active.com

### **Analysts**

Mykhailo Proskurivskyi  
proskurivskyi@exim-active.com

Konstantin Meselevskiy  
meselevskiy@exim-active.com

### **Exim-Capital**

**11/b Vorovskogo Street,  
Kyiv , Ukraine**

---

This daily report does not constitute a prospectus and is not intended to provide the sole basis for an evaluation of the securities and other topics discussed herein. Although the information in this report has been obtained from sources which Exim-Capital believes to be reliable, we do not warrant its accuracy, and stress that such information may be incomplete or condensed. All estimates and opinions included in this report constitute our judgment as of the date of the report and may be subject to change without prior notice. Exim-Capital will not be responsible for the consequences of reliance upon any opinion or statement contained herein. This report or any part of it may not be reproduced without the prior written permission of Exim-Capital.

---