

On Wednesday Ukrainian stock market experienced a minor fall as traders' activity in both stocks and bonds rolled back to the week beginning level at narrowing spreads. Despite growth in energy, pipe rolling and ore mining sectors, most of blue chips demonstrated a decline. Metallurgy floated in side trend, coke processing and machine building were showing negative dynamics resulting in PFTS index falling by almost a percent down to 289.98 points at low overall stock trade volume.

Iron ore production shortens by 7%

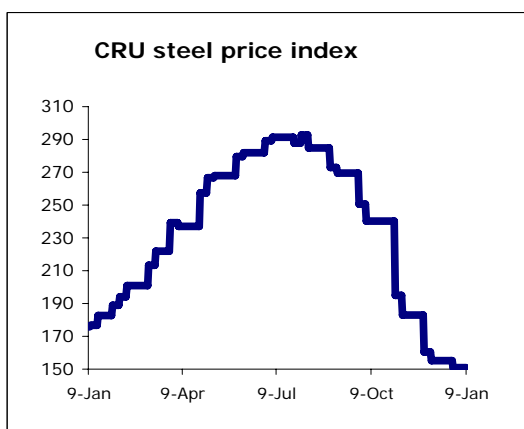
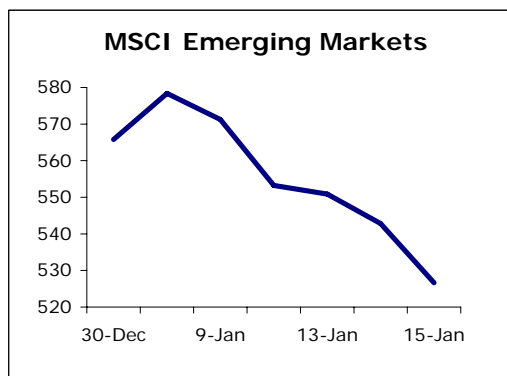
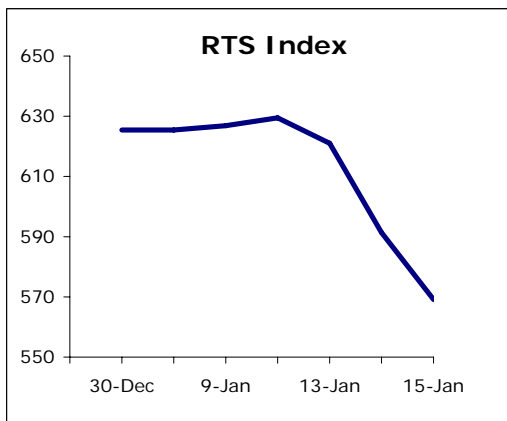
In 2008 Ukrainian ore mining and metallurgical enterprises have decreased production of all main types of products, said a representative of the Ministry of Industrial policy of Ukraine. Production of rolled metal, steel and cast iron fell by 13% to 31.493mIn mt, 37.107mIn mt and 30.982mIn mt correspondingly, pipes — by 6% to 2.456mIn mt, wiring products — by 30% to 299ths mt. Production of coke fell by 5% to 19.465mIn mt. Scrap metal supply for metallurgical enterprises last year fell by 17% to 5.824mIn mt. Ore mining enterprises decreased output of iron ore by 7% to 71.721mIn mt, iron ore concentrate – also by 7% to 56.696mIn mt. Prepared iron ore containing raw materials production fell by 12% to 63.452mIn mt including agglomerate — 13% decrease to 43.052mIn mt, pellets — 9% decline to 20.401mIn mt.

Ukrainian ore mining enterprises report for 2008

In 2008 Northern Ore Mining and Processing Enterprise (SGOK) has decreased production of pellets by 14.9% yoy to 9.42mIn mt, iron ore concentrate — by 6.2% to 12.56mIn mt. Southern Ore Mining and Processing Enterprise (PGZK) decreased output of agglomerate by 28.3% yoy to 3.68mIn mt, iron ore concentrate – by 13.8% to 7.56mIn mt. Last year Central Ore Mining and Processing Enterprise (CGOK) declined production pellets by 12.6% yoy to 1.959mIn mt, iron ore concentrate – by 3.7% to 5.721mIn mt. Poltava Ore Mining and Processing Enterprise (PGOK) decreased output of pellets by 0.6% yoy to 9.021mIn mt, iron ore concentrate - by 2% to 10.442mIn mt. Suha Balka Ore Mining and Processing Enterprise (SUBA) has decreased iron ore production by 6% yoy to 2.684mIn mt. Ingulets Ore Mining and Processing Enterprise (IGOK) has shortened iron ore concentrate production by 7.6% yoy to 12.632mIn mt.

Industrial production in Ukraine falls by 3.1%

In 2008 industrial production in Ukraine has shortened by 3.1% yoy, while in 2007 grew by 10.2% yoy, said Valeriy Litvitskiy, the head of advisory board of the president of the National Bank of Ukraine, quoting representatives of the State Statistics Committee of Ukraine. In December 2008 yoy industrial production decline in Ukraine accounted 26.6% after 28.6% in November.



	2005	2006	2007	1H2008
GDP growth	2.6%	7%	7,3%	6,90%
Industrial output growth	3.1%	6.2%	10,20%	5,20%
CPI	10.3%	11.6%	16,60%	26,80%
NBU Reserves, \$ bln	19.395	22.362	31,71	35,5
Current Account Balance, \$ bln	2,513	-1,00	-8,2	-6,8
Debt/ GDP	18.36	16.44	13.67	8,9

Ukrnafta shortens oil mining

In 2008 Ukrnafta (UNAF), the largest Ukrainian oil mining enterprise, has extracted 3.057mln mt of oil with gas condensate, which is a 3.29% (0.104mln mt) yoy decrease, says the company press release. Gas extraction fell by 2.22% (by 0.072bln cubic meters) yoy to 3.166bln cubic meters. According to the release the company produced 183.3ths mt of liquified gas, which is a 4.83% (9.3ths mt) yoy decline. The company also produced 254.8ths mt of light fraction which is a 2.41% (6.3ths mt) yoy fall. Ukrnafta has also put 40 new boreholes into operation (27 oil holes and 13 gas holes) which exceeds planned figure by 13, boring total of 103.5ths meters.

Forum bank raises charter capital by almost 40%

Forum Bank (FORM) will increase charter capital by 39.4% (by UAH 638.581mln) to UAH 2.259bln by additional stock issuing. The decision was adopted by the bank shareholders meeting on the 14th of January. Earlier the bank planned to increase charter capital by 46.3% (by UAH 700mln) to UAH 2.371bln, but took a decision of issuing smaller amount of stocks. In 2008 Commerzbank Auslandsbanken Holding AG (Germany) has invested EUR 950mln into development of the bank and plans granting support for its daughter bank in 2009, said Yaroslav Kolesnik, the chairman of the board of Forum Bank.

100USD/UAH	770,0000
100EUR/UAH	1007,5450
10RUB/UAH	2,3903

Short market information

Most traded	Ticker	Volume, mln UAH
1	DTRZ	1,111
2	ZAEN	0,986
3	UNAF	0,298

Growth leaders	Ticker	change,%
1	DRMZ	150,00
2	SVGZ	5,69
3	DNON	5,00

Retreat leaders	Ticker	change,%
1	SHCHZ	-16,67
2	STIR	-11,76
3	ZALK	-8,33

DAILY

January 16, 2009

ticker	name	bid	change, %	ask	change, %	spread, %	last deal	last deal date	vol, 15.01.09	deals, 15.01.09		
Power engineering												
DNEN	Dniproenergo	445,00	1,14	500,00	2,04	12,4	430,00	15.01.2009	86,0	1		
DNON	Dniproblenergo	105,00	5,00	195,00	-2,50	85,7	181,00	25.12.2008	0,0	0		
CEEN	Centrenergo	5,02	0,00	5,07	0,00	1,0	5,05	14.01.2009	0,0	0		
ZAEN	Zakhidenergo	369,00	0,27	375,00	-0,79	1,6	375,00	15.01.2009	986,1	5		
DOEN	Donbasenergo	25,50	0,79	29,70	0,00	16,5	28,00	26.12.2008	0,0	0		
KIEN	Kyivenergo	5,75	0,00	11,00	0,00	91,3	4,50	15.01.2009	45,0	1		
Pipe rolling												
NITR	Nizhnodniprovsky Pipe Rolling Works	6,60	1,54	14,00	0,00	112,1	50,00	29.12.2008	0,0	0		
DTRZ	Dnipropetrovsk Tube Works	60,00	0,00	100,00	11,11	66,7	65,00	15.01.2009	1 111,2	4		
Metallurgy												
KSTL	Arcelor Mittal Kryvy Rig	8,00	0,00	11,00	22,22	37,5	10,00	30.12.2008	0,0	0		
MMKI	Mariupol Metallurgical Plant	0,66	0,00	1,05	0,00	59,1	1,00	19.12.2008	0,0	0		
AZST	Azovstal	0,810	-0,25	0,820	-2,96	1,2	0,83	15.01.2009	8,3	1		
ALMK	Alchevsk Metallurgical Plant	0,077	-1,28	0,079	-2,47	2,6	0,08	14.01.2009	0,0	0		
DNSS	Dniprospsststal	2100,00	0,00	2800,00	0,00	33,3	2790,00	14.01.2009	0,0	0		
ZFER	Zaporizhia Ferroalloy Plant	0,25	0,00	1,40	0,00	460,0	2,10	17.11.2008	0,0	0		
ENMZ	Enakiyevo Metallurgical Plant	45,50	-5,41	48,00	-4,95	5,5	47,50	15.01.2009	109,3	3		
ZALK	Zaporizhia Aluminium	0,11	-8,33	0,50	0,00	354,5	0,25	06.11.2008	0,0	0		
Mechanical engineering												
SMASH	Sumy NVO im. Frunze	13,00	0,00	15,75	-1,56	21,2	14,00	14.01.2009	0,0	0		
LUAZ	LuAZ	0,12	0,00	0,16	0,00	34,8	0,16	30.12.2008	0,0	0		
MSICH	Motor Sich	345,00	-3,36	356,00	-5,82	3,2	350,00	15.01.2009	161,5	6		
MZVM	Mariupol Heavy Machine Building Plant	13,00	0,00	14,40	0,00	10,8	13,50	13.01.2009	0,0	0		
AZGM	Azovzagalmash	3,50	0,00	10,00	0,00	185,7	5,00	11.12.2008	0,0	0		
LTPL	Luganskteplovoz	1,10	0,00	1,65	-2,94	50,0	1,78	30.12.2008	0,0	0		
SVGZ	Stakhaniv Wagon Works	1,30	5,69	1,60	-3,03	23,1	1,31	08.01.2009	0,0	0		
DRMZ	Druzhkivka Machine Building	0,25	150,00	2,00	0,00	700,0	2,64	30.12.2008	0,0	0		
DGRM	Donetskirmash	0,11	0,00	0,60	-14,29	445,5	0,89	30.12.2008	0,0	0		
By-product-coking industry												
AVDK	Avdiivka Chemical-Recovery Plant	4,40	-2,65	4,65	-1,06	5,7	4,50	15.01.2009	67,6	2		
ZACO	Zaporizhkoks	0,42	0,00	1,85	-5,13	340,5	4,00	14.01.2009	0,0	0		
YASK	Yasynivsky By-product Coke Plant	0,74	0,00	0,78	-1,90	4,7	0,73	13.01.2009	0,0	0		
Ore mining and processing enterprises												
PGOK	Poltava Ore Mining and Processing Enterprise	11,90	3,48	12,90	3,20	8,4	12,34	30.12.2008	0,0	0		
PGZK	South Ore Mining and Processing Enterprise	7,50	0,00	8,40	0,00	12,0	7,70	23.12.2008	0,0	0		
Banking												
BAVL	Raiffeisen Bank Aval	0,170	0,00	0,230	0,00	35,3	0,78	30.12.2008	0,0	0		
USCB	Ukrsocbank	0,180	0,00	0,220	0,00	22,2	0,22	30.12.2008	0,0	0		
FORM	Forum Bank	4,10	0,00	7,00	0,00	70,7	4,40	30.12.2008	0,0	0		
Other												
UTEL	Ukrtelekom	0,275	-1,79	0,288	-0,69	4,7	0,28	15.01.2009	22,3	2		
UNAF	Ukrnafta	105,50	-3,43	107,00	-4,04	1,4	105,00	15.01.2009	298,0	7		
SUNI	Sun Interbrew Ukraine	0,100	0,00	0,150	0,00	50,0	0,13	14.01.2009	0,0	0		
SHCHZ	Coal mine Chervonoarmiyska Zahidna #1	1,25	-16,67	1,50	-18,92	20,0	2,75	30.12.2008	0,0	0		
STIR	Concern Stinol	22,50	-11,76	27,50	-1,79	22,2	24,00	15.01.2009	117,1	2		
DNSh	Dniproshyna Tyre Factory	10,00	0,00	38,00	0,00	280,0	29,60	14.01.2009	0,0	0		
PFTS Index												
									289,98	-0,99%	3 012,3	-99,54%

DAILY

January 16, 2009

ticker	name	MCap, UAH mln	P/S	P/E	P/BV	EV/EBITDA	Stock price change, y.o.y., %	change to PFTS index change, y.o.y., %
Electricity								
DNEN	Dniproenergo	1 854,09	0,48	15,21	1,09	4,46	-81,23	-5,47
DNON	Dniproblenergo	898,74	0,13	31,71	-3,52	8,39	-83,05	-7,29
CEEN	Centrenergo	1 863,66	0,54	29,39	0,83	7,33	-82,27	-6,51
ZAEN	Zakhidenergo	4 758,08	1,32	95,26	3,32	21,36	-37,27	38,49
DOEN	Donbasenergo	652,58	0,44	24,59	0,69	7,62	-85,51	-9,75
KIEN	Kyivenergo	907,55	0,20	147,59	0,63	8,32	-81,49	-5,73
Pipe rolling								
NITR	Nizhniodniprovsky Pipe Rolling Works	4 118,77	0,88	9,51	2,26	6,39	-95,08	-19,32
DTRZ	Dnipropetrovsk Pipe Works	84,46	0,10	-9,04	0,58	5,03	-89,78	-14,02
Metallurgy								
KSTL	Mittal Steel Kryvy Rig	36 665,56	1,95	9,65	2,92	6,77	-39,39	36,36
MMKI	Mariupol Metallurgical Plant	2 865,71	0,16	2,02	0,28	0,98	-88,04	-12,29
AZST	Azovstal	3 418,35	0,21	1,61	0,37	1,30	-86,87	-11,11
ALMK	Alchevsk Metallurgical Plant	2 010,47	0,22	6,19	0,56	4,53	-88,80	-13,04
DNSS	Dniprospsststal	2 633,82	0,70	7,64	3,28	4,19	-50,63	25,13
ZFER	Zaporizhia Ferroalloy Plant	1 880,63	0,84	48,27	4,03	14,21	-67,96	7,80
ENMZ	Enakiyevo Metallurgical Plant	484,83	0,09	3,21	0,55	1,74	-90,74	-14,98
ZALK	Zaporizhia Aluminium	189,93	0,12	2,51	0,33	0,92	-89,55	-13,80
Mechanical engineering								
SMASH	Sumy NVO im. Frunze	1 021,85	0,75	12,07	1,11	7,68	-74,57	1,19
LUAZ	LuAZ	449,28	0,11	1,21	0,31	1,02	-89,41	-13,65
MSICH	Motor Sich	728,34	0,42	3,52	0,41	1,87	-79,85	-4,09
MZVM	Mariupol Heavy Machine Building Plant	210,81	0,08	146,19	0,66	7,32	-90,49	-14,73
AZGM	Azovzagalmash	313,90	0,13	303,87	2,32	3,33	-88,29	-12,53
LTPL	Luganskteplovovoz	301,38	0,57	-20,43	2,15	12,85	-80,93	-5,17
SVGZ	Stakhaniv Wagon Building plant	109,42	0,09	2,20	0,68	1,33	-97,42	-21,67
DRMZ	Druzhkivka Machine Building	233,48	0,31	9,10	1,35	4,85	-81,25	-5,49
DGRM	Donetskirmash	16,14	0,07	-0,44	-1,95	-5,25	-88,64	-12,88
By-product-coking industry								
AVDK	Avdiivka Chemical-Recovery Plant	876,06	0,18	4,23	0,21	2,85	-77,91	-2,15
ZACO	Zaporizhkoks	135,43	0,07	3,77	0,33	4,49	-88,33	-12,57
YASK	Yasynivsky By-product Coke Plant	207,25	0,11	1,37	0,38	0,81	-88,96	-13,20
Ore mining and processing enterprises								
PGOK	Poltava Ore Mining and Processing Enterprise	1 745,92	0,62	5,03	0,95	3,41	-85,35	-9,59
PGZK	South Ore Mining and Processing Enterprise	17 042,09	5,91	28,22	11,00	17,39	16,06	91,82
Banking								
BAVL	Raiffeisen Bank Aval	4 559,87	n/a	7,76	0,82	n/a	-82,41	-6,65
USCB	Ukrsofsbank	2 040,00	n/a	5,63	0,63	n/a	-86,52	-10,76
FORM	Forum Bank	622,16	n/a	11,83	0,39	n/a	-87,31	-11,56
Other								
UTEL	Ukrtelekom	5 271,44	0,77	19,73	0,60	3,53	-76,54	-0,78
UNAF	Ukrnafta	5 761,78	1,17	4,65	0,65	2,66	-72,62	3,14
SUNI	Sun Interbrew Ukraine	1 188,83	0,50	4,05	1,10	1,77	-83,97	-8,22
SHCHZ	Coal mine Chervonoarmiyska Zahidna #1	1 166,74	0,81	21,80	0,87	4,45	-88,10	-12,34
STIR	Concern Stirol	678,13	0,25	3,07	0,33	2,41	-79,25	-3,49
DNSH	Dniproshyna Tyre Factory	315,56	0,43	29,92	1,15	7,97	-75,51	0,25

Contact information:

CEO

Hennadii Khelemskyi
info@exim-active.com

Head of analysis and research department

Maxim Zbarazhsky
zbarazhsky@exim-active.com

Analysts

Mykhailo Proskurivskiy
proskurivskiy@exim-active.com

Konstantin Meselevskiy
meselevskiy@exim-active.com

Exim-Capital

**11/b Vorovskogo Street,
Kyiv , Ukraine**

This daily report does not constitute a prospectus and is not intended to provide the sole basis for an evaluation of the securities and other topics discussed herein. Although the information in this report has been obtained from sources which Exim-Capital believes to be reliable, we do not warrant its accuracy, and stress that such information may be incomplete or condensed. All estimates and opinions included in this report constitute our judgment as of the date of the report and may be subject to change without prior notice. Exim-Capital will not be responsible for the consequences of reliance upon any opinion or statement contained herein. This report or any part of it may not be reproduced without the prior written permission of Exim-Capital.
