

The last PFTS trade session for the previous week showed a notable traders' activity increase at positive trend as currency exchange rate situation in Ukraine started to normalize. Most of trade took place in metallurgy, energy sector and machine building where average quotation rise accounted 7.62%, 3.75% and 1.92% correspondingly. Banking sector gained 10.8% due to fast widening spreads for Forum Bank (FORM +37.2%). Average gain in coke processing and ore mining accounted approximately 0.44%. PFTS index went 1.21% up to 306.66 points as overall stock trade volume tripled, however bonds trade was passive, resulting in minor operations volume increase.

Ukraine shortens output of pipes by about 30%

In 4Q2008 Ukrainian pipe rolling enterprises will have decreased production of steel pipes by 30% yoy, says a message by Ukrtrubprom, the association of Ukrainian pipe producing companies, published on Friday according to the message, yoy production decline in 1Q2008 is expected to account 10% as current market situation demonstrates production capacities working at low rate.

EBRD might acquire a share in Galnaftogaz

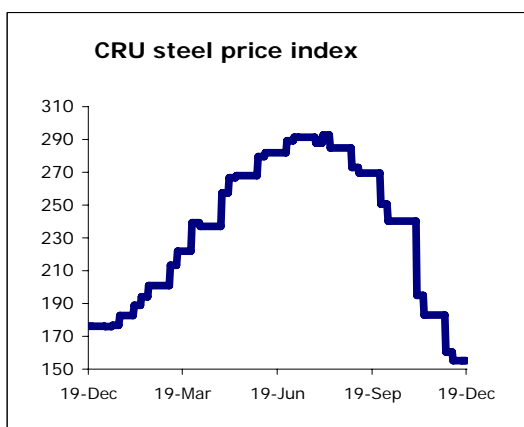
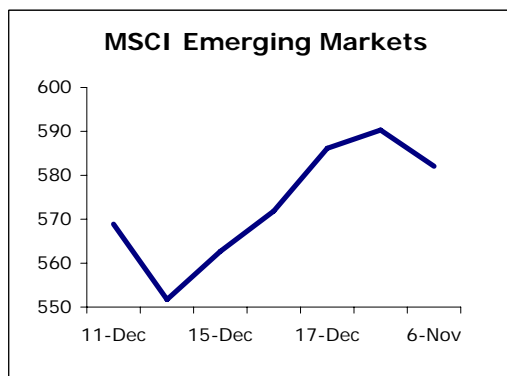
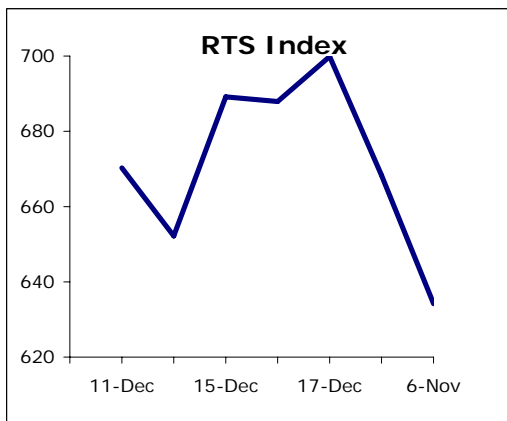
The European Bank for Reconstruction and Development might grant Concern Galnaftogaz, one of the largest Ukrainian oil product market operators, \$50mIn financing as investments into own capital and subordinated debt. According to a message by the EBRD published on Friday, proposed investment will allow Galnaftogaz to fulfill program of capital investments and operational capital increase till 2012. The concern also plans to raise network of petrol station all over the country. Project overall cost is approximately \$110mIn.

Raiffeisen Bank Aval shuts pension funds

Raiffeisen Bank Aval has taken a decision to liquidate Corporate pension fund Aval non-entrepreneur company and Aval open pension fund, owned by the bank. According to "Ukraine Business", the decision of funds liquidation was adopted on the 9th of December 2008. Corporate pension fund Aval is to be liquidated by the 28th of February 2009, Aval open pension fund – by the 1st of May 2008. Expenditures on compensation fees of the funds are to be taken by the bank.

European Commission imposes anti-dumping duty from Ukrainian pipes

The European-Commission has established an anti-dumping duty for solid-drawn pipes import from Ukraine of 10.7% as for Interpipe Nyzhnyodniprovsky Tube Works (NITR), and 44.1% for other Ukrainian companies. According to the EC official journal Ukrainian pipes occupied 2% in total volume of export from Ukraine to the EU, decreasing its share to 0.2% last year.



	2005	2006	2007	1H2008
GDP growth	2.6%	7%	7,3%	6,90%
Industrial output growth	3.1%	6.2%	10,20%	5,20%
CPI	10.3%	11.6%	16,60%	26,80%
NBU Reserves, \$ bln	19.395	22.362	31,71	35,5
Current Account Balance, \$ bln	2,513	-1,00	-8,2	-6,8
Debt/ GDP	18.36	16.44	13.67	8,9

The NBU sells \$6bln of foreign currencies for 2 months

During January-October 2008 the National Bank of Ukraine has sold \$6.06bln of currency to 76 commercial banks, says "Zerkalo Nedeli" quoting sources in the Secretariat of the President of Ukraine. The largest amount of currency was acquired by Privatbank (\$629.6mln), Oshchadbank (\$592.48mln), Ukreximbank (\$540.59 mln), Nadra Bank (NADR, \$537.4mln), FUIB (\$340.9mln), Alfa-bank (\$248.77mln), Raiffeisen Bank Aval (BAVL, \$230.25mln), Brokbusinessbank (\$223.92mln), Forum Bank (FORM, \$177.98mln).

EBRD grants a \$75mln credit for Raiffeisen Bank Aval

The European Bank for Reconstruction and Development will grant a subordinated credit of \$75mln to Raiffeisen Bank Aval (BAVL), said the EBRD Kyiv department. 10 year term credit will enhance the bank capitalization and balance by supplying a long term financing, which will increase the bank financial power, says the message. The credit is a part of EBRD program of recapitalization of Ukrainian banking sector which has difficulties with international financial resource access.

100USD/UAH	787,8800
100EUR/UAH	1098,3047
10RUB/UAH	2,8407

Short market information

Most traded	Ticker	Volume, mln UAH
1	DNSS	13,294
2	UNAF	4,172
3	DRMZ	4,158

Growth leaders	Ticker	change,%
1	DRMZ	60,00
2	LUAZ	33,33
3	ZALK	25,00

Retreat leaders	Ticker	change,%
1	LTPL	-15,48
2	BAVL	-2,51
3	CEEN	-1,52

DAILY

December 22, 2008

ticker	name	bid	change, %	ask	change, %	spread, %	last deal	last deal date	vol, 19.12.08	deals, 19.12.08
Power engineering										
DNEN	Dniproenergo	481,00	1,24	505,00	-6,48	5,0	504,00	19.12.2008	725,4	2
DNON	Dniproblenergo	106,00	24,62	165,00	13,79	55,7	100,00	12.12.2008	0,0	0
CEEN	Centrenergo	5,17	-1,52	5,34	-0,19	3,3	5,25	19.12.2008	1 632,4	3
ZAEN	Zakhidenergo	400,00	-1,48	415,00	-3,49	3,8	400,00	19.12.2008	3 550,9	4
DOEN	Donbasenergo	28,20	12,80	29,50	9,26	4,6	30,00	19.12.2008	1 448,7	6
KIEN	Kyivenergo	6,51	0,00	11,00	0,00	68,9	8,30	27.11.2008	0,0	0
Pipe rolling										
NITR	Nizhnodniprovsky Pipe Rolling Works	6,30	0,00	7,50	0,00	19,0	6,25	15.12.2008	0,0	0
DTRZ	Dnipropetrovsk Tube Works	60,00	0,00	107,50	0,00	79,2	85,00	28.11.2008	0,0	0
Metallurgy										
KSTL	Arcelor Mittal Kryvy Rig	8,00	0,00	11,00	0,00	37,5	11,00	16.12.2008	0,0	0
MMKI	Mariupol Metallurgical Plant	0,84	20,00	1,20	54,24	42,9	1,00	19.12.2008	73,2	4
AZST	Azovstal	0,875	5,42	0,888	3,26	1,5	0,88	19.12.2008	1 144,8	26
ALMK	Alchevsk Metallurgical Plant	0,081	10,96	0,083	13,70	2,5	0,08	19.12.2008	1 598,8	28
DNSS	Dniprospsststal	2250,00	0,00	2650,00	-1,85	17,8	2300,00	19.12.2008	13 294,0	1
ZFER	Zaporizhia Ferroalloy Plant	0,25	0,00	1,50	-11,76	500,0	2,10	17.11.2008	0,0	0
ENMZ	Enakiyevo Metallurgical Plant	56,00	1,82	58,40	2,46	4,3	58,50	19.12.2008	1 672,4	16
ZALK	Zaporizhia Aluminium	0,25	25,00	0,50	11,11	100,0	0,25	06.11.2008	0,0	0
Mechanical engineering										
SMASH	Sumy NVO im. Frunze	13,50	0,00	15,10	-5,03	11,9	15,50	18.12.2008	0,0	0
LUAZ	LuAZ	0,14	33,33	0,18	12,50	28,6	0,14	16.12.2008	0,0	0
MSICH	Motor Sich	417,00	6,92	440,00	7,58	5,5	420,00	19.12.2008	1 910,4	7
MZVM	Mariupol Heavy Machine Building Plant	10,00	0,00	13,50	-3,57	35,0	13,50	18.12.2008	0,0	0
AZGM	Azovzagalmash	4,35	0,00	6,50	0,00	49,4	5,00	11.12.2008	0,0	0
LTPL	Luganskteplovoz	1,31	-15,48	1,79	-9,60	36,6	1,50	19.12.2008	25,9	2
SVGZ	Stakhaniv Wagon Works	1,35	0,00	1,58	1,28	17,0	1,25	17.12.2008	0,0	0
DRMZ	Druzhkivka Machine Building	0,40	60,00	1,46	-2,67	265,0	1,47	19.12.2008	4 158,0	2
DGRM	Donetskirmash	0,10	0,00	1,00	0,00	900,0	1,30	28.11.2008	0,0	0
By-product-coking industry										
AVDK	Avdiivka Chemical-Recovery Plant	4,52	1,80	4,65	0,22	2,9	4,55	18.12.2008	0,0	0
ZACO	Zaporizhkoks	0,44	10,00	2,05	-6,82	365,9	0,40	08.12.2008	0,0	0
YASK	Yasynivsky By-product Coke Plant	0,76	2,43	0,80	6,67	5,3	0,77	19.12.2008	111,7	3
Ore mining and processing enterprises										
PGOK	Poltava Ore Mining and Processing Enterprise	9,55	6,11	11,50	-4,17	20,4	11,00	18.12.2008	0,0	0
PGZK	South Ore Mining and Processing Enterprise	7,00	1,45	9,00	0,00	28,6	8,40	17.12.2008	0,0	0
Banking										
BAVL	Raiffeisen Bank Aval	0,233	-2,51	0,246	-2,38	5,6	0,24	19.12.2008	1 765,9	1
USCB	Ukrsoobank	0,200	0,00	0,215	-4,44	7,5	0,22	19.12.2008	2 096,3	1
FORM	Forum Bank	4,30	7,50	7,50	63,04	74,4	4,65	19.12.2008	116,3	1
Other										
UTEL	Ukrtelekom	0,265	3,52	0,273	-2,50	3,0	0,27	19.12.2008	53,7	1
UNAF	Ukrnafta	112,60	2,27	114,50	0,44	1,7	114,50	19.12.2008	4 172,0	18
SUNI	Sun Interbrew Ukraine	0,101	0,00	0,175	0,00	73,3	0,18	02.12.2008	0,0	0
SHCHZ	Coal mine Chervonoarmiyska Zahidna #1	1,34	15,52	1,61	3,21	20,1	1,28	04.12.2008	0,0	0
STIR	Concern Stirol	30,00	4,90	31,95	3,06	6,5	30,00	19.12.2008	103,0	3
DNSh	Dniproshyna Tyre Factory	12,00	0,00	37,00	0,00	208,3	37,20	02.12.2008	0,0	0
PFTS Index										
		306,66		1,21%				39 653,5		309,88%

DAILY

December 22, 2008

ticker	name	MCap, UAH mln	P/S	P/E	P/BV	EV/EBITDA	Stock price change, y.o.y., %	change to PFTS index change, y.o.y., %
Electricity								
DNEN	Dniproenergo	1 934,53	0,51	15,86	1,14	4,66	-80,72	-7,01
DNON	Dniproblenergo	811,86	0,11	28,64	-3,18	7,43	-84,78	-11,08
CEEN	Centrenergo	1 941,23	0,57	30,62	0,87	7,56	-79,71	-6,01
ZAEN	Zakhidenergo	5 212,15	1,44	104,35	3,63	23,32	-33,82	39,88
DOEN	Donbasenergo	682,14	0,46	25,70	0,72	7,80	-85,35	-11,64
KIEN	Kyivenergo	948,78	0,21	154,30	0,66	8,56	-79,15	-5,45
Pipe rolling								
NITR	Nizhniodniprovsky Pipe Rolling Works	2 759,18	0,59	6,37	1,51	4,70	-96,77	-23,06
DTRZ	Dnipropetrovsk Pipe Works	88,42	0,11	-9,47	0,61	5,21	-89,18	-15,47
Metallurgy								
KSTL	Mittal Steel Kryvy Rig	36 665,56	1,95	9,65	2,92	6,77	-38,91	34,80
MMKI	Mariupol Metallurgical Plant	3 418,75	0,19	2,41	0,34	1,21	-85,22	-11,51
AZST	Azovstal	3 697,27	0,23	1,74	0,40	1,39	-84,87	-11,16
ALMK	Alchevsk Metallurgical Plant	2 113,57	0,24	6,50	0,59	4,63	-81,04	-7,34
DNSS	Dniprospsststal	2 633,82	0,70	7,64	3,28	4,19	-44,03	29,67
ZFER	Zaporizhia Ferroalloy Plant	1 994,61	0,89	51,20	4,27	14,87	-30,00	43,70
ENMZ	Enakiyevo Metallurgical Plant	593,21	0,12	3,93	0,68	2,12	-86,51	-12,80
ZALK	Zaporizhia Aluminium	233,52	0,15	3,09	0,41	1,15	-86,23	-12,52
Mechanical engineering								
SMASH	Sumy NVO im. Frunze	1 016,52	0,74	12,00	1,11	7,64	-71,79	1,91
LUAZ	LuAZ	532,48	0,13	1,43	0,37	1,18	-85,23	-11,52
MSICH	Motor Sich	890,42	0,51	4,30	0,50	2,28	-70,74	2,96
MZVM	Mariupol Heavy Machine Building Plant	180,80	0,07	125,38	0,56	6,63	-91,10	-17,39
AZGM	Azovzagalmash	252,28	0,10	244,22	1,87	2,43	-90,56	-16,85
LTPL	Luganskteplovovz	339,74	0,64	-23,03	2,42	14,39	-80,15	-6,45
SVGZ	Stakhaniv Wagon Building plant	110,55	0,09	2,22	0,68	1,35	-98,89	-25,19
DRMZ	Druzhkivka Machine Building	193,01	0,25	7,53	1,12	4,28	-72,89	0,82
DGRM	Donetskfirmash	25,00	0,11	-0,69	-3,02	-5,66	-74,12	-0,41
By-product-coking industry								
AVDK	Avdiivka Chemical-Recovery Plant	887,68	0,18	4,29	0,21	2,87	-78,01	-4,31
ZACO	Zaporizhkoks	148,56	0,08	4,14	0,36	4,67	-86,89	-13,19
YASK	Yasynivsky By-product Coke Plant	213,41	0,12	1,41	0,39	0,83	-85,64	-11,93
Ore mining and processing enterprises								
PGOK	Poltava Ore Mining and Processing Enterprise	1 481,92	0,53	4,27	0,80	3,04	-88,50	-14,80
PGZK	South Ore Mining and Processing Enterprise	17 149,27	5,95	28,40	11,07	17,49	43,88	117,59
Banking								
BAVL	Raiffeisen Bank Aval	5 460,44	n/a	9,30	0,98	n/a	-78,45	-4,74
USCB	Ukrsofsbank	2 116,50	n/a	5,84	0,65	n/a	-84,79	-11,08
FORM	Forum Bank	661,39	n/a	12,58	0,41	n/a	-86,13	-12,43
Other								
UTEL	Ukrtelekom	5 037,36	0,74	18,85	0,57	3,41	-75,93	-2,22
UNAF	Ukrnafta	6 157,65	1,25	4,97	0,69	2,83	-72,38	1,33
SUNI	Sun Interbrew Ukraine	1 312,47	0,55	4,47	1,22	1,95	-82,53	-8,82
SHCHZ	Coal mine Chervonoarmiyska Zahidna #1	1 251,59	0,86	23,38	0,93	4,77	-85,53	-11,83
STIR	Concern Stirol	840,21	0,31	3,81	0,41	3,08	-73,44	0,26
DNSH	Dniproshyna Tyre Factory	315,56	0,43	29,92	1,15	7,97	-73,37	0,34

Contact information:

CEO

Hennadii Khelemskyi
info@exim-active.com

Head of analysis and research department

Maxim Zbarazhsky
zbarazhsky@exim-active.com

Analysts

Mykhailo Proskurivskyi
proskurivskyi@exim-active.com

Konstantin Meselevskiy
meselevskiy@exim-active.com

Exim-Capital

**11/b Vorovskogo Street,
Kyiv , Ukraine**

This daily report does not constitute a prospectus and is not intended to provide the sole basis for an evaluation of the securities and other topics discussed herein. Although the information in this report has been obtained from sources which Exim-Capital believes to be reliable, we do not warrant its accuracy, and stress that such information may be incomplete or condensed. All estimates and opinions included in this report constitute our judgment as of the date of the report and may be subject to change without prior notice. Exim-Capital will not be responsible for the consequences of reliance upon any opinion or statement contained herein. This report or any part of it may not be reproduced without the prior written permission of Exim-Capital.
